



Washington County, TX

My Treasurers Report

Summary

Date Range: 09/01/2023 - 09/30/2023

Fund	Beginning Cash Balance	Revenues	Expenses	Net Change Assets	Net Change Liabilities	Ending Balance	Ending Balance	Actual Ending	Calculated - Actual Ending
010 - GENERAL FUND	1,654,058.17	731,024.44	2,000,690.75	1,653.04	15,385.05	367,353.77	1,339,578.71	1,339,578.71	-972,224.94
015 - ENGINEERING & DEVELOPMENT SERVICES	2,681,662.74	81,599.06	1,305,541.65	0.00	47.41	1,457,672.74	1,457,672.74	1,457,672.74	0.00
020 - NO	0.00	0.00	0.00	0.00	0.00	0.00	0.00	0.00	0.00
021 - HIGHWAY 290/36	9,573.51	20.15	0.00	0.00	0.00	9,593.66	9,593.66	9,593.66	0.00
022 - OPIOID SETTLEMENT	0.00	0.00	0.00	0.00	0.00	0.00	0.00	0.00	0.00
023 - JP TECHNOLOGY	21,819.78	45.13	381.76	0.00	0.00	21,483.15	21,483.15	21,483.15	0.00
024 - DISTRICT ATTORNEY LEOSE FUNDS	4,847.02	10.20	0.00	0.00	0.00	4,857.22	4,857.22	4,857.22	0.00
025 - DISTRICT ATTORNEY	90,026.19	62,516.33	85,974.80	0.00	368.46	66,199.26	66,199.26	66,199.26	0.00
026 - DISTRICT ATTORNEY - HOT CHECK	3,287.41	7.19	0.00	0.00	0.00	3,294.60	3,294.60	3,294.60	0.00
029 - EMS	-2,292,269.99	0.00	903,757.06	0.00	13,152.11	-3,209,179.16	-3,209,179.16	-3,209,179.16	0.00
030 - AMBULANCE SERVICE SUPPLEMENT PAYMENT	79,177.83	174.30	9,418.50	0.00	0.00	69,933.63	69,933.63	69,933.63	0.00
031 - AMERICAN RESCUE PLAN ACT	5,226,795.61	-1,970.37	162,864.36	0.00	0.00	5,061,960.88	5,061,960.88	5,061,960.88	0.00
032 - CORONAVIRUS RELIEF FUND	-230,428.92	-498.29	6,293.00	0.00	0.00	-237,220.21	-237,220.21	-237,220.21	0.00
033 - SILVER CRAYON PROJECT	0.00	0.00	0.00	0.00	0.00	0.00	0.00	0.00	0.00
034 - AVIATION CAPITAL IMPROVEMENT FUND	0.00	0.00	0.00	0.00	0.00	0.00	0.00	0.00	0.00
035 - EMS DONATION	61,746.36	127.52	1,165.32	0.00	0.00	60,708.56	60,708.56	60,708.56	0.00
036 - CRIMINAL JUSTICE	35,749.19	15,572.09	0.00	0.00	0.00	51,321.28	51,321.28	51,321.28	0.00
037 - RURAL ADDRESSING	25,881.48	54.48	0.00	0.00	0.00	25,935.96	25,935.96	25,935.96	0.00
038 - NARCOTTIC	0.00	0.00	0.00	0.00	0.00	0.00	0.00	0.00	0.00
039 - LAW LIBRARY	56,451.38	2,148.12	1,035.00	0.00	0.00	57,564.50	57,564.50	57,564.50	0.00
040 - CHECK AND PROCESS	20,272.08	50.00	0.00	0.00	0.00	20,322.08	20,322.08	20,322.08	0.00
041 - SHERIFF ESCROW	19,184.82	764.31	0.00	0.00	0.00	19,949.13	19,949.13	19,949.13	0.00
042 - CHILD FOSTER CARE	38,786.86	80.79	406.08	0.00	0.00	38,461.57	38,461.57	38,461.57	0.00
044 - SNACK ACCOUNT	5,938.45	12.50	0.00	0.00	0.00	5,950.95	5,950.95	5,950.95	0.00
045 - SCHOOL LAND DAMAGE	5,570.94	11.73	0.00	0.00	0.00	5,582.67	5,582.67	5,582.67	0.00
046 - PERMANENT SCHOOL / AVAILABILITY	710,394.80	1,494.43	430.93	0.00	0.00	711,458.30	711,458.30	711,458.30	0.00
048 - SCHOOL LAND IMPROVEMENT	47,948.39	100.93	0.00	0.00	0.00	48,049.32	48,049.32	48,049.32	0.00
049 - DISTRICT ATTORNEY FORFEITURE ACCOUNT	90,776.85	198.68	0.00	0.00	0.00	90,975.53	90,975.53	90,975.53	0.00
050 - SHERIFF FORFEITURE ACCOUNT	8,937.13	19.56	0.00	0.00	0.00	8,956.69	8,956.69	8,956.69	0.00
051 - FORFEITURE OF ASSETS ACCOUNT	0.00	0.00	0.00	0.00	0.00	0.00	0.00	0.00	0.00
052 - RECORD MANAGEMENT PRESERVATION	83,362.78	7,971.59	0.00	0.00	0.00	91,334.37	91,334.37	91,334.37	0.00
053 - OPEB FUNDING	16,011.02	33.70	0.00	0.00	0.00	16,044.72	16,044.72	16,044.72	0.00
054 - DISTRICT CLERK - RMP	63,056.90	1,225.83	0.00	0.00	0.00	64,282.73	64,282.73	64,282.73	0.00
055 - COUNTY AND DISTRICT CLERK TECH FUND	24,230.65	227.06	0.00	0.00	0.00	24,457.71	24,457.71	24,457.71	0.00
056 - RECORD PRESERVATION	-9,165.88	980.99	0.00	0.00	0.00	-8,184.89	-8,184.89	-8,184.89	0.00
057 - SEIZURE ACCOUNT	0.00	0.00	0.00	0.00	0.00	0.00	0.00	0.00	0.00
058 - CELLULAR PHONE ACCOUNT	0.00	0.00	0.00	0.00	0.00	0.00	0.00	0.00	0.00

Fund	Beginning Cash Balance	Revenues	Expenses	Net Change Assets	Net Change Liabilities	Calculated Ending Balance	Actual Ending Balance	Calculated - Actual Ending
059 - ARCHIVE FEE COUNTY CLERK	88,872.14	7,171.39	165.00	0.00	0.00	95,878.53	95,878.53	0.00
060 - PERSONNEL / EMPLOYEE TESTING	18,061.81	35.54	1,180.00	0.00	0.00	16,917.35	16,917.35	0.00
061 - CONSTABLE PRECINCT 1 TRAINING FUND	2,155.85	4.72	0.00	0.00	0.00	2,160.57	2,160.57	0.00
062 - CONSTABLE PRECINCT 2 TRAINING FUND	2,310.79	5.06	0.00	0.00	0.00	2,315.85	2,315.85	0.00
063 - CONSTABLE PRECINCT 3 TRAINING FUND	2,161.46	4.73	0.00	0.00	0.00	2,166.19	2,166.19	0.00
064 - CONSTABLE PRECINCT 4 TRAINING FUND	6,898.49	15.10	0.00	0.00	0.00	6,913.59	6,913.59	0.00
065 - COMMUNITY SERVICE RESTITUTION	60,117.72	131.57	0.00	0.00	0.00	60,249.29	60,249.29	0.00
066 - PECAN GLEN ROAD DISTRICT DEBT SERVICE	30,151.68	4.96	75.89	0.00	0.00	30,080.75	30,080.75	0.00
067 - INTEREST AND SINKING FUND	97,933.22	2,148.67	0.00	0.00	0.00	100,081.89	100,081.89	0.00
068 - PECAN GLEN ROAD DISTRICT PROJECT ACCOUNT	19,765.89	2.44	0.00	0.00	0.00	19,768.33	19,768.33	0.00
069 - COURTHOUSE RESTORATION FUND	0.00	0.00	0.00	0.00	0.00	0.00	0.00	0.00
070 - COURTHOUSE SECURITY	82,744.61	2,144.63	0.00	0.00	0.00	84,889.24	84,889.24	0.00
071 - DISTRICT COURT ARCHIVE FUND	28,053.01	59.05	0.00	0.00	0.00	28,112.06	28,112.06	0.00
072 - UNCLAIMED AND ABANDONED PROPERTY	23,526.94	51.49	0.00	0.00	0.00	23,578.43	23,578.43	0.00
073 - HOMELAND SECURITY	574.53	1.21	0.00	0.00	0.00	575.74	575.74	0.00
074 - W/C-TX COMMUNITY DEVELOPMENT PROGRAM	631.49	1.38	0.00	0.00	0.00	632.87	632.87	0.00
075 - ENGINEERING AND DEVELOPMENT CLEARING	6,601.01	0.00	0.00	0.00	0.00	6,601.01	24,111.01	-17,510.00
076 - TOBACCO SETTLEMENT	22,993.94	48.40	0.00	0.00	0.00	23,042.34	23,042.34	0.00
077 - JUSTICE OF THE PEACE 4 PAYABLE	7,217.23	0.00	0.00	0.00	-11,717.47	18,934.70	18,934.70	0.00
078 - SHERIFF EQUIPMENT	0.00	0.00	0.00	0.00	0.00	0.00	0.00	0.00
079 - EXPO	0.00	0.00	0.00	0.00	-1,438.17	1,438.17	0.00	1,438.17
080 - CLERK ELECTIONS ACCOUNT	46,569.86	98.03	0.00	0.00	0.00	46,667.89	46,667.89	0.00
081 - HAVA GRANT EQUIPMENT ACCOUNT	2,625.00	0.00	0.00	0.00	0.00	2,625.00	2,625.00	0.00
082 - JUSTICE OF THE PEACE 3 PAYABLE	11,076.95	0.00	0.00	0.00	-16,901.45	27,978.40	27,978.40	0.00
083 - JUSTICE OF THE PEACE 2 PAYABLE	14,493.61	0.00	0.00	0.00	-4,807.53	19,301.14	19,301.14	0.00
084 - JUSTICE OF THE PEACE 1 PAYABLE	21,277.45	0.00	0.00	0.00	-18,177.25	39,454.70	39,454.70	0.00
085 - BRAZOS VALLEY HOME CONSORTIUM	0.00	0.00	0.00	0.00	0.00	0.00	0.00	0.00
086 - 2008 HEALTH PILOT GRANT	28,832.64	60.69	0.00	0.00	0.00	28,893.33	28,893.33	0.00
087 - TDRA	0.00	0.00	0.00	0.00	0.00	0.00	0.00	0.00
088 - BAIL BOND ACCOUNT	7,476.22	15.74	0.00	0.00	0.00	7,491.96	7,491.96	0.00
089 - SHERIFF GRANT FUND	0.00	0.00	0.00	0.00	0.00	0.00	0.00	0.00
090 - BPA/DA SEIZURE ACCOUNT	89,319.19	195.49	0.00	0.00	0.00	89,514.68	89,514.68	0.00
091 - SO TRAINING FUND	15,783.70	33.22	0.00	0.00	0.00	15,816.92	15,816.92	0.00
092 - SO DONATION FUND	133,847.98	279.64	1,000.00	0.00	0.00	133,127.62	133,127.62	0.00
093 - HOTEL / MOTEL TAX	100,914.51	958.27	55,036.25	0.00	0.00	46,836.53	46,836.53	0.00
094 - HEALTHY COUNTY REWARDS	3,552.36	7.48	0.00	0.00	0.00	3,559.84	3,559.84	0.00
095 - ENVIRONMENTAL CLEARING	9,926.60	0.00	0.00	0.00	-1,313.40	11,240.00	11,240.00	0.00
096 - CO. ATTY. PRETRIAL DIVERSION	19,350.72	3,548.10	0.00	0.00	0.00	22,898.82	22,898.82	0.00
097 - GENERAL FIXED ASSETS	0.00	0.00	0.00	0.00	0.00	0.00	0.00	0.00
098 - PAYROLL CLEARING FUND	884,493.99	-855,856.83	0.00	0.00	1,335.08	27,302.08	30,367.70	-3,065.62
099 - POOLED CASH	0.00	0.00	0.00	0.00	-1,974,081.35	-1,974,081.35	0.00	-1,974,081.35
Report Total:	10,443,996.14	65,172.62	4,535,416.35	1,653.04	1,950,014.19	4,022,085.18	6,987,528.92	-2,965,443.74



Washington County, TX

My Treasurers Report

Summary

Date Range: 09/01/2023 - 09/30/2023

Fund	Beginning Cash Balance	Revenues	Expenses	Net Change Assets	Net Change Liabilities	Calculated Ending Balance	Actual Ending Balance	Calculated - Actual Ending
010 - GENERAL FUND	19,676,988.33	731,024.44	2,000,690.75	-968,694.18	-968,694.18	20,344,710.38	18,708,294.15	1,636,416.23
015 - ENGINEERING & DEVELOPMENT SERVICES	3,000,000.00	81,599.06	1,305,541.65	0.00	0.00	1,776,057.41	3,000,000.00	-1,223,942.59
021 - HIGHWAY 290/36	580,000.00	20.15	0.00	0.00	0.00	580,020.15	580,000.00	20.15
023 - JP TECHNOLOGY	100,000.00	45.13	381.76	0.00	0.00	99,663.37	100,000.00	-336.63
030 - AMBULANCE SERVICE SUPPLEMENT PAYMENT	200,000.00	174.30	9,418.50	0.00	0.00	190,755.80	200,000.00	-9,244.20
031 - AMERICAN RESCUE PLAN ACT	6,000,000.00	-1,970.37	162,864.36	0.00	0.00	5,835,165.27	6,000,000.00	-164,834.73
032 - CORONAVIRUS RELIEF FUND	200,000.00	-498.29	6,293.00	0.00	0.00	193,208.71	200,000.00	-6,791.29
035 - EMS DONATION	150,000.00	127.52	1,165.32	0.00	0.00	148,962.20	150,000.00	-1,037.80
037 - RURAL ADDRESSING	125,000.00	54.48	0.00	0.00	0.00	125,054.48	125,000.00	54.48
042 - CHILD FOSTER CARE	100,000.00	80.79	406.08	0.00	0.00	99,674.71	100,000.00	-325.29
045 - SCHOOL LAND DAMAGE	30,000.00	11.73	0.00	0.00	0.00	30,011.73	30,000.00	11.73
046 - PERMANENT SCHOOL / AVAILABILITY	1,328,960.00	1,494.43	430.93	0.00	0.00	1,330,023.50	1,328,960.00	1,063.50
048 - SCHOOL LAND IMPROVEMENT	425,000.00	100.93	0.00	0.00	0.00	425,100.93	425,000.00	100.93
052 - RECORD MANAGEMENT PRESERVATION	300,000.00	7,971.59	0.00	0.00	0.00	307,971.59	300,000.00	7,971.59
053 - OPEB FUNDING	225,000.00	33.70	0.00	0.00	0.00	225,033.70	225,000.00	33.70
056 - RECORD PRESERVATION	125,000.00	980.99	0.00	0.00	0.00	125,980.99	125,000.00	980.99
059 - ARCHIVE FEE COUNTY CLERK	125,000.00	7,171.39	165.00	0.00	0.00	132,006.39	125,000.00	7,006.39
067 - INTEREST AND SINKING FUND	1,800,000.00	2,148.67	0.00	0.00	0.00	1,802,148.67	1,800,000.00	2,148.67
070 - COURTHOUSE SECURITY	150,000.00	2,144.63	0.00	0.00	0.00	152,144.63	150,000.00	2,144.63
076 - TOBACCO SETTLEMENT	425,000.00	48.40	0.00	0.00	0.00	425,048.40	425,000.00	48.40
093 - HOTEL / MOTEL TAX	515,000.00	958.27	55,036.25	0.00	0.00	460,922.02	515,000.00	-54,077.98
Report Total:	35,580,948.33	833,721.94	3,542,393.60	-968,694.18	-968,694.18	34,809,665.03	34,612,254.15	197,410.88

WASHINGTON COUNTY INVESTMENT REPORT 2022

#	Account Number	Title	Fund	Term	%	Balance	Maturity	Pay	Interest
							Date	Dates	
1	627541	WC AMBULANCE SERVICE SUPPLEMENT	30	12 MO	4.40%	\$200,000.00	7/22/2024	7/22/2023	\$5,509.81
						COMPOUND	PAY AT MAT		
2	627707	WC TOBACCO SETTLEMENT	76	12 MO	4.40%	\$75,000.00	7/26/2024	7/26/2023	\$2,066.17
						COMPOUND	PAY AT MAT		
3	628013	WC GENERAL	10	11 MO	3.25%	\$4,000,000.00	10/4/2023	10/4/2023	\$120,740.01
						COMPOUND	PAY AT MAT		
4	628057	WC ARPA	31	11 MO	3.25%	\$3,000,000.00	10/4/2023	10/4/2023	\$90,555.01
						COMPOUND	PAY AT MAT		
5	628062	WC OPER	53	11 MO	3.92%	\$225,000.00	10/18/2023		
						COMPOUND	PAY AT MAT		
6	628189	WC ROAD AND BRIDGE	15	11 MO	3.92%	\$3,000,000.00	10/17/2023		
						COMPOUND	PAY AT MAT		
7	628197	WC HWY 290/36	21	11 MO	3.92%	\$580,000.00	10/17/2023		
						COMPOUND	PAY AT MAT		
8	628198	WC JP TECHNOLOGY	23	11 MO	3.92%	\$100,000.00	10/17/2023		
						COMPOUND	PAY AT MAT		
9	628199	WC EMS DONATIONS	35	11 MO	3.92%	\$150,000.00	10/17/2023		
						COMPOUND	PAY AT MAT		
10	628200	WC RURAL ADDRESSING	37	11 MO	3.92%	\$125,000.00	10/17/2023		
						COMPOUND	PAY AT MAT		
11	628201	WC CHILD WELFARE	42	11 MO	3.92%	\$100,000.00	10/17/2023		
						COMPOUND	PAY AT MAT		

12	628202 W/C SCHOOL LAND DAMAGE	45 11 MO	3.92%	COMPOUND	\$30,000.00	PAY AT MAT	10/17/2023
13	628203 W/C PERMANENT SCHOOL FUND	46 11 MO	3.92%	COMPOUND	\$1,328,960.00	PAY AT MAT	10/17/2023
14	628204 W/C SCHOOL LAND IMPROVEMENT	48 11 MO	3.92%	COMPOUND	\$425,000.00	PAY AT MAT	10/17/2203
15	628206 W/C CO CLERK RECORD MGMT PRESERVATION	52 11 MO	3.92%	COMPOUND	\$300,000.00	PAY AT MAT	10/17/2023
16	628208 W/C DIST CLERK RECORD MGMT PRESERVATION	56 11 MO	3.92%	COMPOUND	\$125,000.00	PAY AT MAT	10/18/2023
17	628209 W/C ARCHIVE FEE	59 11 MO	3.92%	COMPOUND	\$125,000.00	PAY AT MAT	10/18/2023
18	628212 W/C COURTHOUSE SECURITY	70 11 MO	3.92%	COMPOUND	\$150,000.00	PAY AT MAT	10/18/2023
19	628214 W/C TOBACCO FUND	76 11 MO	3.92%	COMPOUND	\$350,000.00	PAY AT MAT	10/18/2023
20	628216 W/C HOTEL MOTEL	93 11 MO	3.92%	COMPOUND	\$515,000.00	PAY AT MAT	10/18/2023
21	628226 W/C GENERAL	10 11 MO	3.92%	COMPOUND	\$7,500,000.00	PAY AT MAT	10/18/2023

22 628228 WC ARPA 31 11 MO 3.92% \$3,000,000.00 10/18/2023
 COMPOUND PAY AT MAT

23 628233 WC CORONAVIRUS 32 11 MO 3.92% \$200,000.00 10/18/2023
 RELIEF FUND COMPOUND PAY AT MAT

24 628257 WC DEBT SERVICE 67 11 MO 3.92% \$1,800,000.00 10/22/2023
 COMPOUND PAY AT MAT

TOTAL ALL CD'S \$27,403,960.00

25 435081 WC GENERAL #2

JAN				\$10,000,000.00	TR GEN'L #1	JAN	\$8,497.11
FEB				\$10,000,000.00	TR GEN'L #1	FEB	\$7,674.07
MAR				\$10,000,000.00	TR GEN'L #1	MAR	\$8,496.64
APR				\$10,000,000.00	REMAIN IN MM	APRIL	\$8,222.91
MAY		3.71%		\$5,033,924.76	REMAIN IN MM	MAY	\$25,701.85
JUNE		3.95%		\$5,050,272.69	REMAIN IN MM	JUNE	\$16,347.93
JULY		3.88%		\$4,064,058.62	REMAIN IN MM	JULY	\$13,785.93
AUG		3.96%		\$1,074,926.72	REMAIN IN MM	AUGUST	\$10,866.10
SEPT		3.99%		\$1,078,457.48	REMAIN IN MM	SEPTEMBER	\$3,530.76

26 TX-01-226 WC TEXAS CLASS

MAY	4.90%	\$7,012,342.61	MAY	\$12,342.61
JUNE	4.95%	\$7,040,979.67	JUNE	\$28,637.06
JULY	5.00%	\$7,070,941.90	JULY	\$29,962.23
AUGUST	5.17%	\$7,102,061.61	AUGUST	\$31,119.71
SEPT	5.19%	\$6,129,836.67	SEPTEMBER	\$27,775.06


TOTAL INVESTMENTS \$35,580,948.33 YTD INTEREST \$451,830.97


TREASURER'S REPORT

EXAMINED AND APPROVED BY WASHINGTON COUNTY INVESTMENT COMMITTEE

THIS 24th DAY OF October, 2023


PEGGY KRAMER
WASHINGTON CO. TREASURER


SHAWNA DYER
WASHINGTON CO. AUDITOR


JOHN DURRENBERGER
WASHINGTON CO.
JUDGE

WASHINGTON COUNTY, TEXAS

FILED WITH THE EXHIBITS ACCOMPANYING SAME,


THIS 24th DAY OF October, 2023



COUNTY CLERK

EXAMINED AND APPROVED IN OPEN COMMISSIONERS' COURT

THIS 24th DAY OF October, 2023


PRESIDING OFFICER OF COMMISSIONERS' COURT